

RAYA LARGE SOLAR HEAD

SKU# 221161

Rated Voltage 10 VDC

To ensure correct function and safety, please read and follow all instructions carefully before assembly, installation and use of the product. Please keep instructions for future reference.

Warranty

- This product is covered by a 5-year warranty from the date of purchase (excluding battery). Please retain proof of purchase.
- Warranty will be void if there is any damage due to improper usage or modification to the fitting.
- Failure to comply with the instructions in this manual may increase the risk of damage or injury and will void warranty.

Installation requirements

- Select a suitable location for installation.
 - This product is suitable for outdoor use only.
 - This product protects against water penetration to IP65 standards, which is splashing in every direction and is not designed to be immersed in water.
- Lay out all the components on a smooth surface and make sure there are no components missing before assembling. If parts are missing, return the complete product to the place of purchase for inspection or replacement.
- Check whether the fitting has been damaged during transport. Do not operate/install any product which appears damaged in any way. Return the complete product to the place of purchase for inspection, repair or replacement.

Operation directions

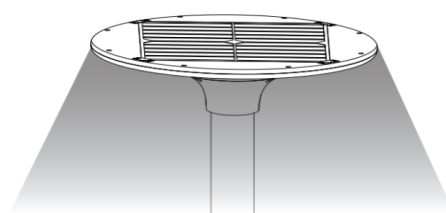
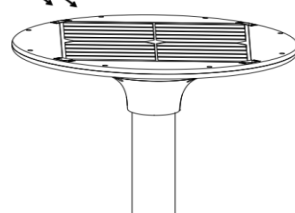
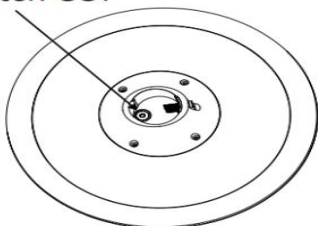
1. Remove all packaging material from the product and be careful not to throw away accessories that may be hidden within the packaging materials.
2. Press the ON/OFF button once to activate the lamp. Choose the desired work mode and colour temperature (CCT) before installation.

Function mode:

Luminaire has 2 modes, press ON/OFF button to switch different modes as below:

- First Press: Lamp flashes once = Mode A (100% brightness dusk to dawn).
- Second Press: Lamp flashes twice = Mode B (50% brightness dusk to dawn).
- Third Press: Lamp turns off.

On/Off Button
Select Work Mode
Switch CCT



CCT Switching:

- Press and hold the button for 3 seconds to toggle between two colour temperatures (Warm white and Cool white).
- CCT and work mode both have memory function and will resume last setting after reactivation.

NOTE: The lamp adjusts brightness based on remaining battery capacity

3. The fitting has a built-in 2 x 32700 lithium rechargeable battery.
 - Charging time: **4–6 hours** in strong sunlight.
 - Operating time: Approximately **48 hours** after full charge.
4. After configuration, please follow **SKU#221162- Sold separately** instructions for pillar mount and **SKU#221164- sold separately** for post mount.

Safety tips

- Do not drop the system or make impact to the system.
- Do not turn on the ON/OFF switch during transportation, faulty condition, or dangerous condition (battery leakage, control unit box damaged / burned / high temperature).
- Do not install the fitting in a position where sunlight cannot reach the solar panel.
- Young children should be supervised to ensure that they do not play with the luminaire.
- To clean wipe with a soft damp cloth. Do NOT soak or immerse the luminaire in water or other liquids.
- Ensure that the luminaire does not come in contact with corrosive chemicals/solvents or abrasive cleaners etc.
- The light source of this luminaire is not replaceable; when the light source reaches its end of life, the whole luminaire shall be replaced. There are no serviceable parts, do not attempt to dismantle or open the luminaire.
- Dispose of exhausted batteries immediately and safely (so they cannot be retrieved by children). Contact your local council to dispose of the battery safely.

Specifications

SKU	221161
Solar Rated Voltage	10 VDC
Battery specs	LiFePo4 32700 (6.4V 6000 mAh)
LED light	2100 lumens, 20W max, 3000K/4000K
IP Rating	IP65
Light up time	Approximately 48 hours when fully charged
Dimensions	D: 400mm H: 120mm
Weight	2.3 kg