

MODA PHONE DISINFECTOR

SKU# 259350

Rated Voltage 5V DC 1A

Thank you for purchasing this quality Lucci product. To ensure correct function and safety, please read and follow all instructions carefully before assembly, installation and use of the product. Please keep the instructions for future reference.

Warranty

- This product is covered by a 12-month warranty. Please retain the proof of purchase.
- Warranty will be void if there is any damage due to improper usage or modification to the product.
- Failure to comply with the instructions in this manual may increase the risk of damage or injury and will void the warranty.

Installation requirements

- Select a suitable location for the product:
 - Ensure it is on a flat and stable surface.
 - This product is suitable for indoor use only.
 - Do not place flammable material near or over the product.
 - Ensure the product is not placed next to any air vents and is not in any moist or damp areas.
- Take care not to pull any electrical wires during unpacking as this may damage the connection.
- Lay out all the components on a smooth surface and make sure no components are missing before assembling. If parts are missing, return the complete product to the place of purchase for inspection or replacement.
- Check whether the product has been damaged during transport. Do not operate/install any product which appears damaged in any way. Return the complete product to the place of purchase for inspection, repair or replacement.

Operation directions


Connect the USB cable to the USB input port and the appropriated power adaptor.

NOTE: Please ensure an appropriate power adaptor is used according to the rated input (5V DC, 1A) of this product.

Ozone Disinfector operation:

1. Open the cover and place the phone on the slot.

NOTE: The COVER MUST BE CLOSED before switching on the function of the Ozone disinfection. Ensure the size of the phone is suitable so that the cover can be closed.



2. Touch the  button to turn on the function of the Ozone disinfection. The disinfection indicator will be in blue.
3. The Ozone disinfection will operate for 6 minutes and will be automatically turned off.

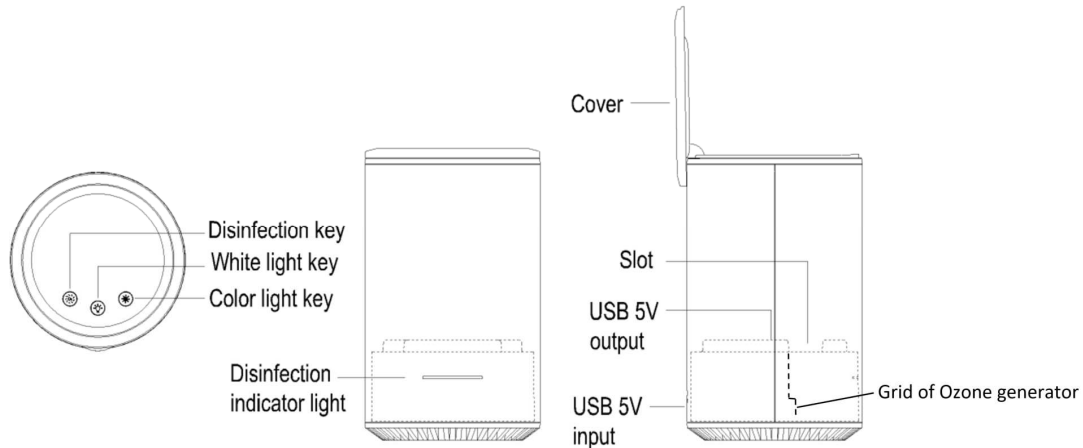
USB charging:

1. Open the cover and connect the USB cable to the USB output charging port and your phone.
2. Place the phone on the slot.

NOTE: If you are charging your phone while using the Ozone disinfector, ensure the cover can be closed.

Product operation:

1. Touch the  button to turn the white LED light On/Off.
2. Touch the  button to change the colours of the LED light.



Safety tips

- Always ensure the power is OFF and the product has cooled down before performing any maintenance, cleaning to the product.
- This appliance is not intended for use by persons (including children) with reduced physical, sensory or mental capabilities, or lack of experience and knowledge; unless they have been given supervision or instruction concerning use of the appliance by a person responsible for their safety.
- Young children should be supervised to ensure that they do not play with this appliance.
- To avoid injury or damage to the product, ensure that the power lead is secure before connecting the power.
- Class III appliance must only be supplied at safety extra-low voltage corresponding to the marking on the appliance.
- The cover must be kept closed during the disinfection.
- The Ozone generator contains hazardous high voltage which may cause electrical shock. DO NOT attempt to disassemble the product in any circumstances. DO NOT attempt to insert your fingers and any other objects through the grid of the Ozone generator.
- The appliance includes a non-replaceable LED light sources. The appliance will need to be discarded once they reach their end of life.
- Handle the product with care to avoid any damage or breakage.
- Select a suitable location away from direct sunlight, liquids and hazards.
- Ensure that the product does not come in contact with corrosive chemicals/solvents or abrasive cleaners etc.
- To clean, wipe with a dry clean cloth. Never soak the product with water.

Specifications

SKU #	259350
Model #	HSD6051A
Colour	Black
Rated Wattage	Ozone power: 0.2W, LED light: 1.5W
Rated input	5V DC USB input, 1A
USB output	5V DC, 0.6A
Ozone specs	10mg/h, Automatic timer: 6 minutes
LED Lights	7 colours
Weight	0.5kg
Dimensions	H:195mm Dia:120mm