


## BLAKELY LED TABLE LAMP

SKU# 261124, 261125, 261126, 261127

Rated Voltage 12V  500mA

Thank you for purchasing this quality Lucci product. To ensure correct function and safety, please read and follow all instructions carefully before assembly, installation and use of this luminaire. Please keep instructions for future reference.

### Warranty

- This product is covered by a 3 year warranty from the date of purchase. Please retain proof of purchase.
- Warranty will be void if there is any damage due to improper usage or modification to the luminaire.
- Failure to comply with the instructions in this manual may increase the risk of damage or injury and will void warranty.

### Installation Requirements

- Select a suitable location for the luminaire:
  - Ensure it is on a flat and stable surface.
  - This luminaire is suitable for indoor use only.
  - Do not place flammable material near or over the luminaire.
  - Ensure the luminaire is not installed in direct line of an air vent/system.
  - If installing a luminaire in an area prone to moisture, ensure that the area is well ventilated and an appropriately rated exhaust fan is used if required. Damage or corrosion caused by moisture is not a product fault, and as such is not covered under warranty.
- Only use the supplied plug in LED driver with this luminaire.
- Take care not to pull any electrical wires during unpacking as this may damage the connection.
- Lay out all the components on a smooth surface and make sure there are no components missing before assembling. If parts are missing, return the complete product to the place of purchase for inspection or replacement.
- Check whether the luminaire has been damaged during transport. Do not operate/install any luminaire which appears damaged in any way. Return the complete product to the place of purchase for inspection, repair or replacement.
- Do not plug into the mains power socket outlet before or during assembly. Only do so after the luminaire is fully assembled and ready to use for the first time.

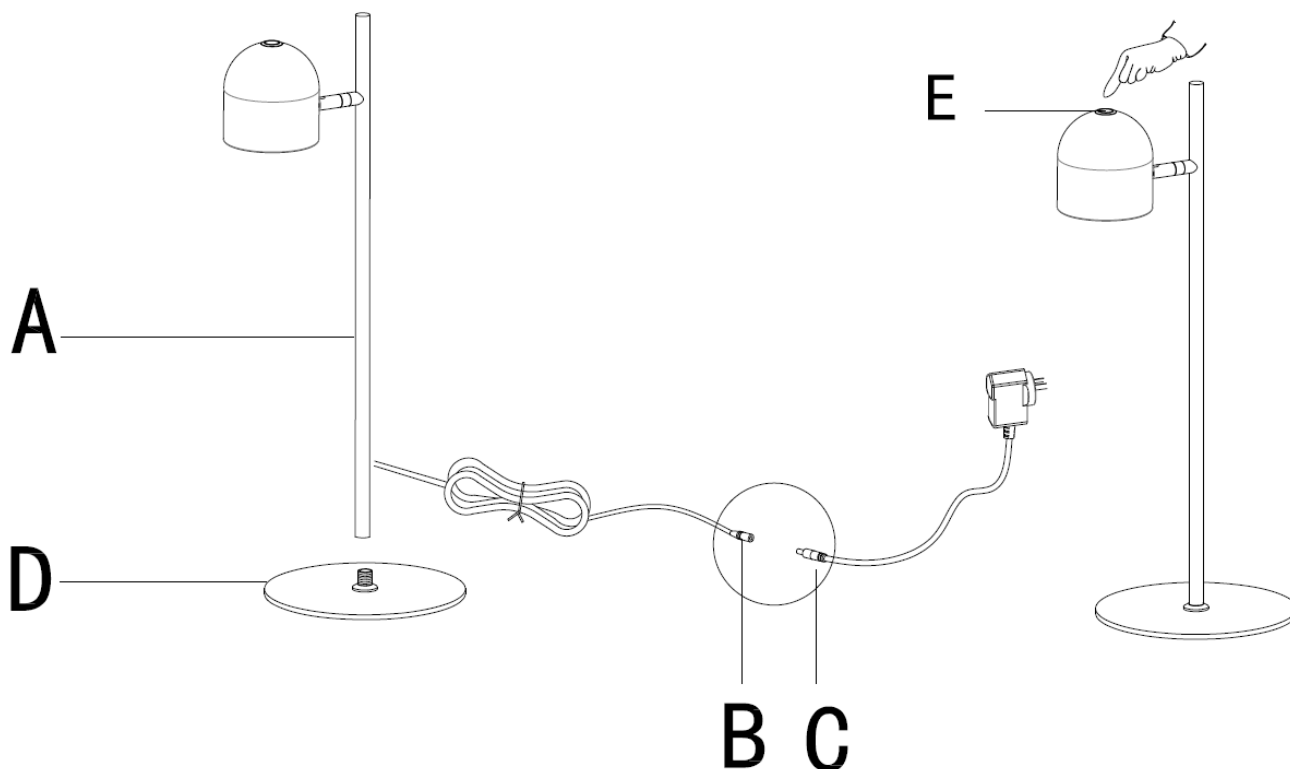
### Installation Directions

1. Remove all packaging material from the luminaire.
2. To help with assembly, lay the luminaire on its side and place on a smooth non-scratch surface.
3. Install the top part of the luminaire (A) onto the base (D).
4. Plug the connector (B) from the luminaire into the LED driver output socket (C).
5. Select a suitable location for the luminaire. See the installation requirements above.
6. Insert the LED driver into the mains power socket outlet and ensure it is fully plugged in.
7. Turn power on at the mains power socket outlet.
8. Press the touch switch (E) to turn the luminaire on/off.

Press and hold the touch switch (E) to dim the luminaire.

After the lamp has been dimmed, it will remain at that setting even after turning the luminaire off and back on again.


To return the luminaire back to maximum brightness, press and hold the touch switch (E) until it returns back to maximum brightness again.



## Safety Tips

- Always ensure the power is OFF and the luminaire has cooled down before performing any maintenance, cleaning or making any adjustment to the luminaire.
- The external flexible cable or cord of this luminaire cannot be replaced; if the cable or cord is damaged, the luminaire shall be destroyed.
- To avoid injury or damage to the luminaire, ensure that power leads and screws are secure before connecting the power.
- Young children should be supervised to ensure that they do not play with the portable lamp.
- Handle the luminaire and/or shade with care to avoid any damage or breakage.
- Select a suitable location away from liquids and hazards.
- To clean, wipe with a soft damp cloth. Do NOT soak or immerse the product in water or other liquids.
- Ensure that the luminaire does not come in contact with corrosive chemicals/solvents or abrasive cleaners etc.
- The light source of this luminaire is not replaceable; when the light source reaches its end of life the whole luminaire shall be replaced.

## Specifications

SKU #	261124	261125	261126	261127
Colour	Black with Brushed Brass	Matte White	Matte Black	Brushed Chrome
Rated Voltage	12V  500mA			
LED	5W, 3000K, 400lm, dimmable			
Weight	1.2kg (not including LED driver)			
Dimensions	H:460mm Dia:230mm			