

KOKO TABLE LAMP

SKU# 286050

Rated Voltage 220-240V~ 50Hz

Thank you for purchasing this quality Lucci product. To ensure correct function and safety, please read and follow all instructions carefully before assembly, installation and use of this product. Please keep the instructions for future reference.

Warranty

- This luminaire is covered by a 12-month warranty from the date of purchase. Please retain the proof of purchase.
- Warranty will be void if there is any damage due to improper usage or modification to the luminaire.
- Failure to comply with the instructions in this manual may increase the risk of damage or injury and will void the warranty.

Installation Requirements

- Select a suitable location for this luminaire:
 - Ensure it is on a flat and stable surface.

WARNING: The luminaire is only suitable for placing on the flat and stable surface. DO NOT hang the luminaire during normal use. The bamboo handle of the luminaire is NOT for hanging purpose.

- This product is suitable for indoor use only.
- Do not place flammable material near or over the luminaire.
- Ensure the luminaire is not installed in the direct line of an air vent/system.
- If the luminaire is placed in an area prone to moisture, ensure that the area is well ventilated, and an appropriately rated exhaust fan is used if required. Damage or corrosion caused by moisture is not a product fault, and as such is not covered under warranty.
- Do not exceed the maximum wattage rating.
- Take care not to pull any electrical wires during unpacking as this may damage the connection.
- Lay out all the components on a smooth surface and make sure no components are missing before assembling. If parts are missing, return the complete product to the place of purchase for inspection or replacement.
- Check whether the luminaire has been damaged during transport. Do not operate/install any product which appears damaged in any way. Return the complete product to the place of purchase for inspection, repair or replacement.
- Do not plug into the mains power socket-outlet before or during assembly. Only do so after the portable lamp is fully assembled with the globe installed and is ready to use for the first time.

Installation Directions

1. Remove all packaging material from the product.
2. Install an SES/E14 globe (Not included) into the lamp holder. (Figure 1)

WARNING: DO NOT exceed the maximum rated wattage 8W. ONLY LED globes are allowed.

3. Install the frame of the lamp-holder onto the fabric lamp shade. (Figure 2)

NOTE: For globe replacement, always take the frame out of the lamp shade first before installing the globe.

4. Install the lamp shade onto the bamboo holder. (Figure 3)
5. Select a suitable location for the luminaire. See the installation requirements above.
6. Insert the plug into the mains power socket outlet and ensure it is fully plugged in.
7. Turn the power on at the mains power socket outlet.
8. Use the cord-line switch to turn the luminaire on/off.

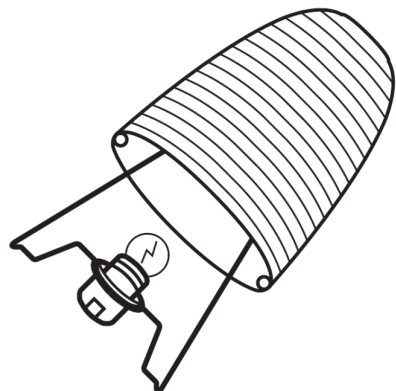


Figure 1

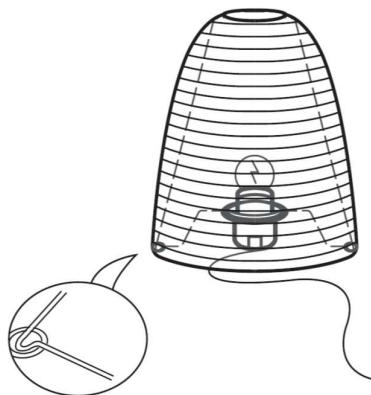


Figure 2




Figure 3

Safety Tips

- Always ensure the power is OFF and the luminaire has cooled down before performing any maintenance, cleaning, changing the globe or making any adjustment to the luminaire.
- This luminaire's external flexible cable or cord cannot be replaced; if the cable or cord is damaged, the luminaire shall be destroyed.
- To avoid injury or damage to the luminaire, ensure that power leads and screws are secure before connecting the power.
- Young children should be supervised to ensure that they do not play with the portable lamp.
- Handle the luminaire and shade with care to avoid any damage or breakage.
- Select a suitable location away from liquids and hazards.
- To clean, wipe with a soft damp cloth. Do NOT soak or immerse the product in water or other liquids.
- Ensure that the luminaire does not come in contact with corrosive chemicals/solvents or abrasive cleaners etc.

Specifications

SKU #	286050
Model #	HHD-T7060
Colour	White
Rated Voltage	220-240V~ 50Hz
Rated Wattage & Lamp Holder	8W Max. SES/E14 (LED globe only)
Weight	0.3 kg
Dimensions	H:330mm Dia:210mm